


JESSBERGER

pumps and systems

JP-700HL Food Grade Horizontal Eccentric Screw Pump



Horizontal Eccentric Screw Pump JP-700HL

Driven by 3 phase motors or air operated motors.

Pump housing: Stainless steel 316Ti, lantern and motor directly coupled, easy to disassemble.

Drive shaft and rotor: Stainless steel 316Ti.

Stator: See table, choice of closed or open joints.

Mechanical seal: SIC/SIC/FKM.

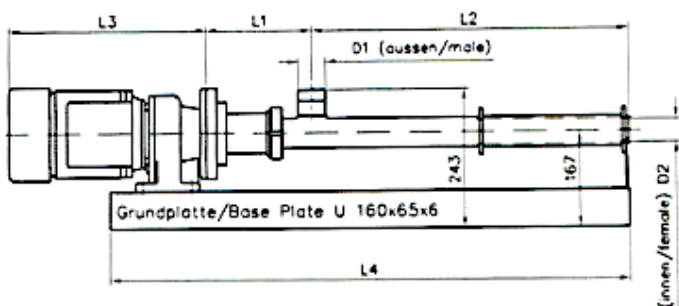
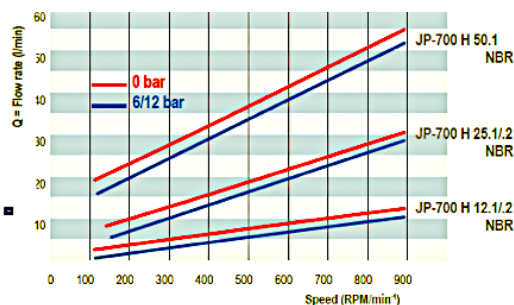
Base plate: Steel painted, milk thread connections DIN 11551. Optional CIP connections.

Motors: Recommended upon customer's description of pump operations.

Flow rate: Up to 3,000 litres / hour.

For pulsation free and gentle transport of food, cosmetic and pharmaceutical products.

- Polished surfaces
 - Easy to dismantle
 - No dead spaces inside pump, therefore easy to clean
 - Stator and seals are food grade compliant to FDA. PTFE stator are also available.
- Special custom build for the food industry are also available.



Pump Tube Descriptions									
Stator Material	Flow Rate Litre/Minute	Pressure (Bar)	Dimensions						
			L1	L2	L3	L4	D1	D2	
JP-700 HL 12.1									
NBR / EPDM	12	6	184 mm	448 mm	343 mm	800 mm	G 1½"	G 1¼"	
PTFE									
JP-700 HL 12.2									
NBR / EPDM	12	12	184 mm	448 mm	343 mm	800 mm	G 1½"	G 1¼"	
PTFE									
JP-700 HL 25.1									
NBR / EPDM	25	6	184 mm	548 mm	343 mm	900 mm	G 1½"	G 1¼"	
PTFE									
JP-700 HL 25.2									
NBR / EPDM	25	12	184 mm	548 mm	343 mm	900 mm	G 1½"	G 1¼"	
PTFE									
JP-700 HL 50.1									
NBR / EPDM	50	6	184 mm	548 mm	343 mm	900 mm	G 1½"	G 1¼"	
PTFE									

Standard Version Suitable For:

- Honey
- Jams
- Ketchup
- Pastes
- Sludges
- Syrup
- Shampoos
- Soap
- Etc.

Everjoy Industrial Supplies Pte. Ltd.

38 Woodlands Industrial Park E1, #04-11 Singapore 757700

Telephone: + 65 6748 3093

Fax: +65 6748 7202

Email: salesmgnt@everjoy.com.sg